



Smart White LED

Highly durable, evenly illuminated and built-in White lighting

A Milesight Technology Moment

Introduction

Lighting is an indispensable ingredient for network cameras to achieve high quality images at night in any surveillance system. LED lighting can be integrated with a whole variety of security technologies for an intelligent and cutting-edge security system. Featured with refined starlight premium technology, Milesight H.265+ Mini PTZ Bullet Network Camera with advanced white light sources provides clear and colorful images at night. Also, Milesight White LED is integrated with the alarm system as an alarm action, which provides the most flexible and dynamic lighting set-up in order to detect and deter crime.

How does White LED work?

Milesight White LED works in two ways. One is providing light sources for the night vision. And the other is lighting and flashing as a warning signal.

◆ Work as complementary light sources

Both IR LEDs and White LED in Milesight camera can be used for surveillance security at night. The ordinary network cameras are just equipped with IR LEDs for night mode, from which users can only see black and white images. While in some situations, it is necessary for them to see colorful images. On this occasion, the White LED offers the even light sources to meet the requirement. Without additional white LED equipment, Milesight White LED is built in the camera, which has good lighting quality and long life span. With the 15° viewing angle, Milesight White LED can be used as a supplementary lighting for night vision. Cooperated with the Milesight Starlight technology, the White LED ensures that the colorful night vision is of superb quality. Moreover, its brightness can be adjusted on the basis of the zoom level to satisfy the actual project requirement.




Figure 1



Figure 2

◆ Work as an alarm action

Apart from functioning as light sources, White LED is integrated with the alarm system to offer another choice of warning signal. For any alarm, White LED should be enabled as the alarm action at first. When the alarm is triggered, the White LED will light or flash. Taking Motion Detection for example, users should firstly set configuration for Motion Detection in which White LED is enabled as alarm action (shown as Figure 3). Then when there catches movement in the monitored area, the White LED can be activated to warn the suspicious movement. The White LED is only triggered for a short and pre-determined period of time rather than flooding the scene continuously with unnecessary light. This approach decreases light pollution, conserves energy and reduces running costs, creating a much more interactive and responsive system.

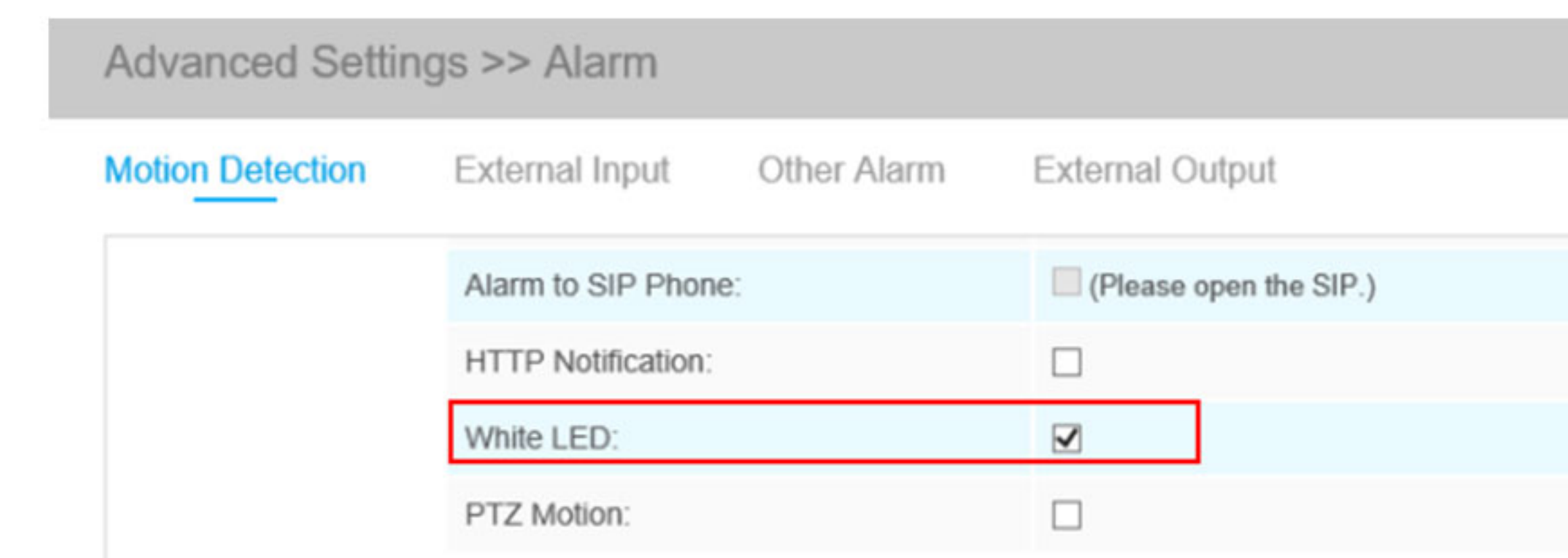


Figure 3

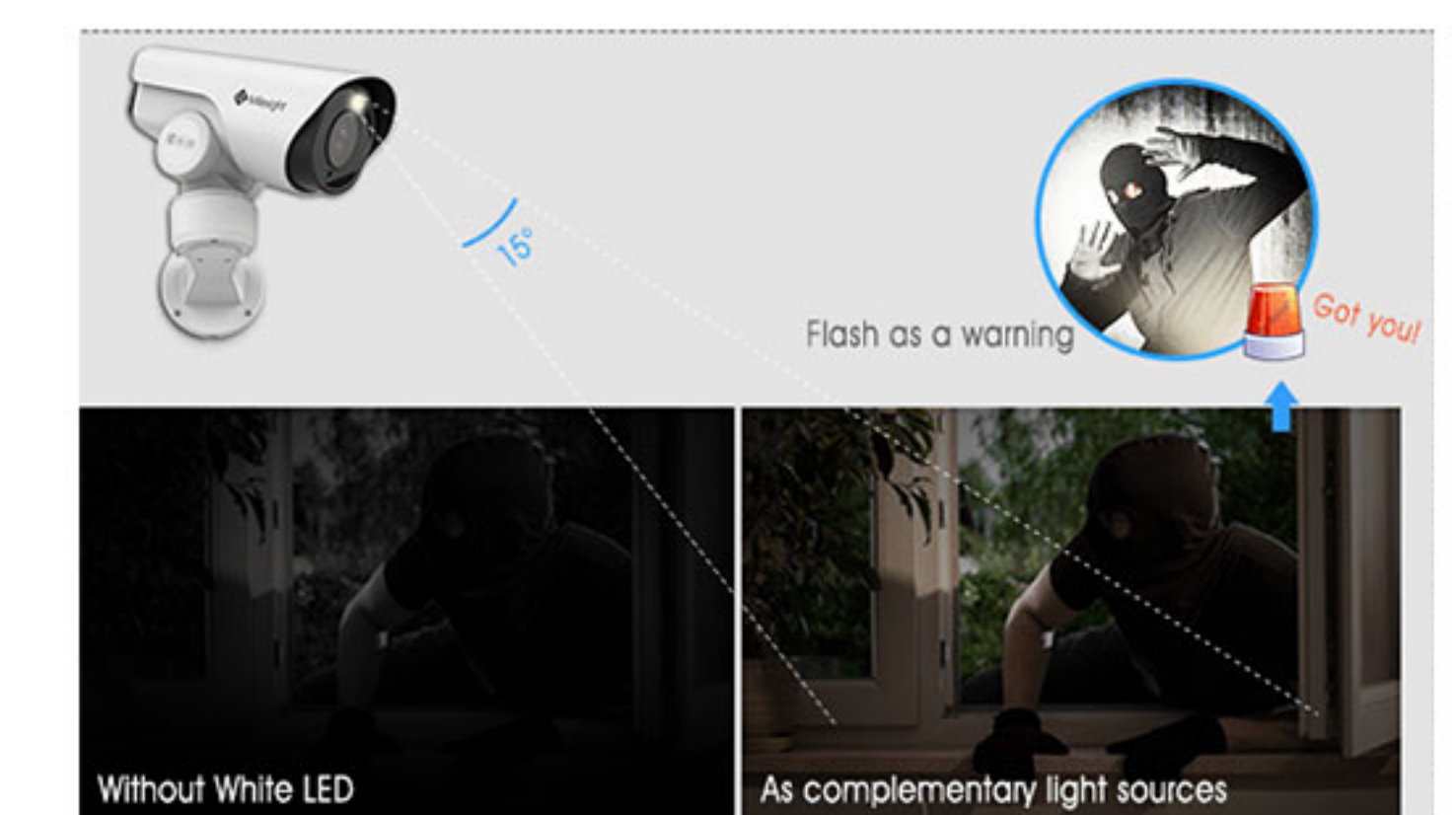


Figure 4

How to configure the White LED?

◆ Set the White LED as light sources at night

The lighting time of the White LED can be set in different ways. On one hand, it can be opened through all night. On the other hand, it can be set in a period of time. There are 5 schedule modes for choosing.

Day/Night Mode									
Day/Night Mode	Exposure Level	Minimum Shutter	Maximum Shutter	Limit Gain Level	IR-CUT Latency	IR-CUT	All LED Off IR LED On	All LED On White LED On	Color Mode
Night Mode:	5	1/25	1/1000000	100	5s	Off	<input type="checkbox"/>	<input checked="" type="checkbox"/>	B/W
Day Mode:	5	1/25	1/1000000	100	5s	On	<input checked="" type="checkbox"/>	All LED Off	Color

Schedule Mode									
Timer	Exposure Level	Minimum Shutter	Maximum Shutter	Limit Gain Level	IR-CUT Latency	IR-CUT	LED	Color Mode	
<input type="checkbox"/> 00:00 - 24:00	5	1/25	1/1000000	100	5s	Off	All LED Off	B/W	
<input type="checkbox"/> 00:00 - 24:00	5	1/25	1/1000000	100	5s	Off	All LED Off	B/W	
<input type="checkbox"/> 00:00 - 24:00	5	1/25	1/1000000	100	5s	Off	All LED Off	B/W	
<input type="checkbox"/> 00:00 - 24:00	5	1/25	1/1000000	100	5s	Off	All LED Off	B/W	
<input type="checkbox"/> 00:00 - 24:00	5	1/25	1/1000000	100	5s	Off	All LED Off	B/W	

Save Reset

Figure 5

◆ Set the White LED as alarm action

White LED can be triggered by any type of alarm, if it is enabled. White LED technology allows instant response to alarm triggering, creating an extremely effective visual deterrent to help preventing crime taking place. There are two kinds of White LED Modes: Twinkle and Always.

White LED Flash Mode:	<div style="border: 1px solid black; padding: 2px;"> Twinkle Always </div>
White LED Flash Time:	<input type="range" value="3"/> Reset
White LED Effective Mode:	<div style="border: 1px solid black; padding: 2px;"> Always </div>

Figure 6

If the Twinkle mode is chosen, the flashing time can be set from 1s to 10s.

White LED Flash Mode:	<div style="border: 1px solid black; padding: 2px;"> Twinkle </div>
White LED Flash Time:	<input type="range" value="3"/> Reset
White LED Effective Mode:	<div style="border: 1px solid black; padding: 2px;"> Always </div>

Figure 7

If the Always mode is chosen, the lighting time can be set from 1s to 60s.

White LED Flash Mode:	<div style="border: 1px solid black; padding: 2px;"> Always </div>
White LED Flash Time:	<input type="range" value="20"/> Reset
White LED Effective Mode:	<div style="border: 1px solid black; padding: 2px;"> Always </div>

Figure 8

There are three kinds of White LED Effective Modes: Always, Light Environment and Customize.

White LED Effective Mode:	<div style="border: 1px solid black; padding: 2px;"> Always Light Environment Customize </div>
Current Light Intensity:	<div style="text-align: center;"> 100 </div>
Effective Light Intensity:	<input type="range" value="70"/>

Figure 9

If the Always Mode is chosen, White LED Flash Mode is always effective.

White LED Flash Mode:	<div style="border: 1px solid black; padding: 2px;"> Twinkle </div>
White LED Flash Time:	<input type="range" value="3"/> Reset
White LED Effective Mode:	<div style="border: 1px solid black; padding: 2px;"> Always </div>

Figure 10

If the Light Environment Mode is chosen, White LED Flash Mode is effective within the set light intensity.

White LED Effective Mode:	Light Environment
Current Light Intensity:	100
Effective Light Intensity:	70

Figure 11

If the Customize Mode is chosen, White LED Flash Mode is valid for a custom time.

White LED Effective Mode:	Customize
Start Time:	18:00
End Time:	06:00

Figure 12

After the warning time, Milesight camera will be automatically switched to the original mode by turning off the White LED.

White LED Flash Mode:	Twinkle
White LED Flash Time:	3
White LED Effective Mode:	Always
Proportional Zoom Times:	2X
PTZ Motion Recovery Time:	3 seconds (Recovery time is not less than flash time.)

Figure 13

Advantages of using built-in White LED

- Provide an alarm action to detect and deter crime;
- Keep exceptionally stable luminous flux output;
- Offer excellent color rendition at night when it is necessary;
- Lower energy consumption compared with external white LED.

Conclusion

Milesight White LED provides excellent light sources for better color rendition at night. Thanks to the smart White LED, Milesight H.265+ Mini PTZ Bullet Network Camera is capable of offering colorful images with high quality even in low light as well as making it possible to set one more kind of alarm action, guaranteeing the safety at night.



About Milesight

Milesight, established in 2011, is a high-tech company specializing in the design and manufacture of best-in-class IP surveillance solutions with superior image quality, exceptional flexibility and reliability for the global market. Milesight markets its products through a worldwide network of distributors and resellers, offering excellent pre/after-sales and technical support services that exceed customers' expectation.

For more information about Milesight, please visit our website www.milesight.com.

Milesight Technology Co.,Ltd | www.milesight.com
Contact Us: sales@milesight.com support@milesight.com



Add: 220 NE 51st Street, Oakland Park,
Florida 33334, USA
Tel: +1-800-561-0485

Add: 925, Anyang SK V1 Center, LS -ro
116beon-gil, Dongan-gu, Anyang-si, Korea
Tel: +82-31-990-7772

Add: No.23 Wanghai Road, 2nd Software Park,
Xiamen, China
Tel: +86-592-5922772